

Your Safety & The Internet

A Presentation By
Lieutenant Robert Garofalo
West Windsor Police Department
Computer Forensic & Investigative Unit



Why are We Here

- ☀ Because many kids your age are not here
- ☀ They will never see this lecture



Non-Family Abduction

Date: 2/4/2004

Case #: N/A

Author ID: RH3311



Last Name: Brucia
First Name: Carlie
Age: 11
Gender: Female
Height: 5-0
Weight: 120 lbs
Eyes: Blue
Hair: Blonde
Race: white
Date of birth: 3/16/1992
Date of last contact: 2/1/2004

DEAD

Both photos shown are of Carlie. She was abducted from Evie's carwash on February 1, 2004 around 6:16 pm. The abductor is described as a white male with dark brown hair, 20-40 years old, approximately 5-10 and 200 lbs. He was last seen wearing a dark colored uniform shirt with a name patch, dark colored pants, and white shoes. Carlie was last seen wearing blue jeans and a red "T" shirt. She was carrying a pink backpack. Any additional information can be obtained by viewing the National Center's website, www.ncmec.org

**N.C.M.E.C. 800-843-5678 / Sarasota County, Fla. Sheriff's
Department 941-861-5800
NJSP Missing Persons Unit 609-882-2000**

What you say or write can:

- ✦ Expose your self to liability
- ✦ Expose your family to liability
- ✦ Expose yourself or the people you care for to danger or death!



Its Not ALL Gloom & Doom

☀ The Internet is a Fantastic Resource


- ☀ Research
- ☀ Opinions
- ☀ Games
- ☀ Shopping



Private and Personal Information

A Great Place to Share Ideas

The Internet is a great place to learn, to be entertained, and to share your ideas. Social networking, gaming, and video-sharing Web sites are all about sharing with others. Even online shoppers share ideas when they comment and rate products for sale. The people you share with could be your friends next door, or they could be people who live on the other side of the world.



Private & Personal Information

Personal Information

- Things that are OK to share online



What's Personal Information?

- your age
- whether you are male or female
- how many brothers and sisters you have
- your favorite band
- your favorite food
- how many pets you have
- the name of your pet
- your opinion about an important issue



Private Identity Information

- Information that you would not give to a stranger on the street
 - No matter what he told you!!

What's Private Identity Information?

- full (first and last) name
- postal address
- e-mail address
- phone numbers
- passwords
- calling card numbers
- credit card numbers
- Social Security number
- mother's maiden name



Ask Permission

★ Personal

- ★ OK in most situations
- ★ Use Caution and play it safe

★ Private

- ★ Get permission from parent or teacher
- ★ Once its out, its never coming back



Passwords



Strong passwords help protect your computer, your files, and your school and online accounts from being tampered with.

You can avoid many hassles by following these security tips.

- Only your parents should know your password.
- Never give a password to anyone else—not even your friends.
- Don't use passwords that are easy to guess—like your nickname or your pet's name.
- Never use any private identity information in your password.
- Don't use a word in the dictionary as a password.
- Create passwords with at least eight characters.
- Use combinations of letters, numbers, and symbols, which are harder to crack than just words.
- Change your password regularly—at least every six months.



Passwords



approximate geophysical trace



trace the path to a network

Remote Address: 41.19.212.145 Host Trace Pro

WhatsMyIPAddress.com My IP Change IP Hide IP IP Lookup Trace IP Visual IP Trace IP Tools

What is my IP address?

Your IP address is 81.99.137.71

(Now detects many proxy servers)



Tools

- [IP Lookup](#)
- [Trace Email](#)
- [Visual Traceroute](#)
- [Traceroute](#)

Most Frequently Asked Questions [\(more\)](#)

- [How do I change my IP address?](#)
- [How do I hide my IP address?](#)
- [Is my IP address blacklisted?](#)
- [Can someone find out who I am by my IP?](#)
- [Do I have a banned IP address?](#)


81.99.137.71

Lookup IP Address


IP Lookup now shows ISP, Organization, Proxy Status, and Connection Type!

IP Address Location: Glasgow, Glasgow City United Kingdom

[Read about GeoLocation accuracy](#)




- In cyberspace, people can't see your facial expressions or hear your tone of voice.
- They have only two ways of judging what you're thinking.
- One way is by the words you choose.
- The other is by the manners you use.
- So, choose them wisely.



Dos and Don'ts for Any Message

- ✓ Do get right to the point—some people have many messages to read.
- ✓ Don't type in UPPERCASE—it means you're shouting.
- ✓ Don't use slang or rude language.
- ✓ Do check your spelling, grammar, and punctuation.
- ✓ Do think twice before using sarcasm. Without hearing your tone of voice, or seeing your facial expression, it's nearly impossible to know that a message is sarcastic.
- ✓ Do use smileys, or emoticons, to make your message clearer.
- ✓ Do stay calm when you get a rude message. Don't respond to an angry reply. A flame war—battling with hot, angry words—is bad manners.



Flame War

- ★ Flame wars are the cyberspace equivalent of a "put down" or bullying session.
- ★ In the physical, they may lead to a fight.
- ★ Because this can't happen in cyberspace, some people are more prone to be rude than when they are face to face.



E-Mails


- ★ While on vacation, Juanita sends an E-mail to her friend Elisa.
- ★ She tells Elisa how a big ocean wave knocked her down and made her look foolish.
- ★ Laughing, Elisa forwards a copy of the message to four more of their friends.
- ★ When Juanita gets home, her friends tease her.
- ★ What should Juanita say to Elisa?



E-mail Dos and Don'ts

- ✓ Do type your first name at the end of your message.
- ✓ Don't forward E-mails without the sender's permission.

Chat Rooms



- ★ Sean joins a chat room that is supposed to be monitored, but things seem pretty out of control.
- ★ One guy is flooding the screen with rude, offensive language.
- ★ Soon, others are complaining and responding with angry words.
- ★ What should Sean do?



★ Sean's chat room:

★ Sean has several options.

- ★ He can leave the chat room and find one that is more civilized.
- ★ He can ignore the offender and suggest that everyone else does, too.
- ★ Depending on the chat room, he may be able to report the offender



Chat Dos and Don'ts

- ✓ Do hang around the chat room before joining in. Learn the rules of the community.
- ✓ Don't waste others' time. If the chat room has a topic, do stick with it.
- ✓ Don't forget you're chatting with real live people, even though you may not know them face to face.
- ✓ Don't ask people for information you know is not safe to give out.
- ✓ Don't ask personal questions that you would not ask face to face.
- ✓ Don't scroll or flood the screen with useless characters. Nobody likes a bully!




Instant Message

- ★ Good friends, Samantha and Jared are sending instant messages. Suddenly, Samantha stops answering Jared's messages.
- ★ Wondering why, Jared sends the message, "Are you there?" over and over again.
- ★ There could be many reasons why Samantha is not replying. What are your ideas?



Jared's instant messaging:

- ★ Jared does not know the reason Samantha is not replying. He has no visual cues to let him know whether Samantha has been called away from the computer, is busy sending a message to someone else, is working on a homework assignment that required all of her attention, or is angry with him.
- ★ An angry, impatient response from Jared is inappropriate to the situation.
- ★ Not knowing what is really going on, Jared should use good messaging manners and stop sending the same message repeatedly.




One-to-one Instant Messaging Dos and Don'ts

- ✓ When you don't have time to chat, do tell the person who is messaging you.
- ✓ If the person doesn't respond, don't keep sending messages.
- ✓ If you're messaging a face-to-face friend, it's fine to be less precise with the spelling, grammar, and punctuation—as long as you both understand the shortcuts.



Online Bullies

- ★ Cyberspace has many positive experiences and can be a great resource for information and fun.
- ★ It is important to be able to handle any situation that may occur in cyberspace





Cyberbullying: Not a Pretty Picture

Jaleesa and Kim are friends at Jefferson Middle School. Kim tells Jaleesa that she doesn't want to hang out with her any more. Jaleesa is angry and upset. She uploads a photo of Kim from her cell phone that was taken at a slumber party two weeks earlier. Jaleesa sends the photo to everyone on her buddy list with a message attached: "Kim is such a ****."



Think About It One day you like someone. The next day you don't. Angry, you say something or post something online. It gets passed around quickly and easily. So now, everybody knows about it and everybody talks about it in school. While maybe you are mean only once, when you do it online your posting or message is repeated again and again as it gets passed around. Meanness multiplies.

When kids are intentionally and repeatedly mean to one another using cell phones or the Internet, it's called *cyberbullying*. Sometimes kids can handle cyberbullying and not get too upset. Other times, it can make kids feel angry, frustrated, sad, or afraid.



Cyberbullying: Who, Me? Why Should I Care?

Kevin sends his friend José a short video he made at home—a reenactment of a famous fantasy movie scene. José, laughing at how Kevin looks, shows it to some other boys at school. The boys laugh at Kevin too and decide to post it on a video-sharing Web site. Millions of people view Kevin's video. Nasty comments are posted. Every day, Kevin goes online to check and sees more comments like “idiot” and “fat nerd.” Every day, he goes to school and hears more cruel comments from his classmates.

Upload Video



To Multiple Sites



Cyberbullying: Who, Me? Why Should I Care?

What's the Problem? Imagine someone telling an embarrassing secret about you in front of a bunch of kids at school. Now imagine someone posting an embarrassing secret about you on the Internet.



Cyberbullying: Who, Me? Why Should I Care?

Think About It When kids intentionally embarrass another kid, that's just plain mean. Embarrassing or humiliating another kid using the Internet is *cyberbullying*. When José and the others posted the video online, they set up a cyberbullying situation. They made it easy for other kids in school, and kids all over the world, to join in with them and post hurtful words online—again and again.



Cyberbullying: Who, Me? Why Should I Care?

- Stop before you post photos and videos and think: Will it upset or harm another kid?

- Know when you are in over your head with a cyberbullying situation and ask a trusted adult for help.




Cyberbullying: Crossing the Line

Eric gets a lot of pressure from his parents to do well in school. Other kids in school tease him because he tries so hard but still gets bad test scores. He gets instant messages and text messages during the day and at night. The word *loser* is in most of them. Eric thinks he knows who is behind the messages: Alexis, the most popular girl in the eighth grade. To get back at Alexis, Eric sends her this message: *I'm going to kill you for doing this. Your friends, too.*



Cyberbullying: Crossing the Line



Think About It *Cyberbullying* can make you feel angry, frustrated, sad, or fearful—especially when you don't know who is sending the harassing messages. Sometimes kids use language that says they want to hurt someone. When this kind of language comes in the form of an electronic message—an e-mail, instant message, or text message over computers or cell phones—it's hard to tell whether it is serious or not. No matter how a message is sent, words that say you intend to hurt someone are taken very seriously by schools, parents, and the police.



Cyberbullying: Crossing the Line

- Everyone has a right not to be cyberbullied.

- When cyberbullying includes threats, a line is crossed and should be reported to trusted adults immediately.

- Save copies of bullying IMs, e-mails, or other threatening electronic messages.

Take Action:

Brainstorm Reporting Tools

No one wants to feel like a rat, but sometimes it's important to tell trusted adults so they can help prevent cyberbullying situations from getting worse.



Sondra is planning a slumber party to celebrate her birthday. Her parents have set a limit of eight girls, so Sondra can't invite everyone she'd like. Two girls who are left out overhear the plans. Angry, they plan their revenge.




The girls make a “We Hate Sondra Jones” Web site. They say that anyone invited to the party should not go. They tell everyone in school the site’s address. The girls invite everyone to add new reasons why they hate Sondra and to spread ugly rumors about her.

When Sondra hears about the site, she gets a sick feeling in her stomach. Unable to ignore it, she checks the site often. Each day she finds a new nasty comment or joke about her. She feels hurt and powerless to defend herself. Sondra is too embarrassed to go to school and tells her parents she is sick.



For the tenth day in a row, Andrew opens an E-mail that says, "I'm getting closer." He doesn't recognize the sender's address. He wonders if someone at school is trying to scare him. On the other hand, it could be a stranger.

Whatever the source, Andrew is scared.



The next afternoon, Andrew is home alone. The E-mails come every few minutes. “I’m hiding in your house using a wireless Internet connection. You’ll never find me. But I’ll find you.”

Frozen with fear, Andrew can’t think what to do.



☀ Taking Action

☀ Feeling Uncomfortable

- Embarrassed
- Upset
- Depressed
- Afraid

☀ Recognize Bullies

- Bullies feel powerful when they bother others
- They use hurtful words or threaten
- The bully is often someone you know
- Easier to be nasty online




★ Taking Action

★ Do Not Tolerate It

★ What to do

- Sign Off
- Leave the chat room
- Block Messages
- Save & Print the e-mails or messages
- NEVER REPLY
- Talk over what to do with friends
- REPORT your experience to a parent, teacher or other trusted adult



★ Sondra

- The angry girls have created a safety issue by publishing Sondra's full name-private identity information.
- This information is now available to strangers.
- Such bullying is wrong and unsafe and should be reported to Sondra's parents and to her school.
- She should save a copy of the Web page to provide to whomever she reports the incident to.



★ Advice for Andrew:

- ★ Andrew should save and print copies of all the E-mails and show them to his parents or another trusted adult.
- ★ How he responds to this incident will affect its outcome
- ★ Keeping his anxiety to himself is not as effective as asking a friend or an adult for help.



★ Against School Rules

- ★ Disciplinary Action



★ Harassment

- ★ Police Action
- ★ Jail or Fines



Personal Web Sites

★ Publish Your Creative Ideas

- ★ Writing
- ★ Photography
- ★ Artwork
- ★ Programming Skills

★ Your Target Audience

- ★ Friends and Family

★ Actual Audience

- ★ Anyone and Everyone in Cyberspace



Kid accused of MySpace threats faces expulsion

COSTA MESA, Calif. (AP) — A middle school student faces expulsion for allegedly posting graphic threats against a classmate on the popular MySpace.com Web site, and 20 of his classmates were suspended for viewing the posting, school officials said.

Poice are investigating the boy's comments about his classmate at TeWinkle Middle School as a possible hate crime, and the district is trying to expel him.

According to three parents of the suspended students, the invi-

tation to join the boy's MySpace group gave no indication of the alleged threat. They said the MySpace social group name's was "I hate (girl's name)" and included an expletive and an anti-Semitic reference.

A later message to group members directed them to a nondescript folder, which included a posting that allegedly asked: "Who here in the (group name) wants to take a shotgun and blast her in the head over a thousand times?"




☀ Don't include anything until

- ☀ You talk it over with parent or teacher
- ☀ Never give your last name
- ☀ Use an alternate e-mail address not related to your personal e-mail account
- ☀ Photos help predators identify you



Cyberpals

- ★ What does it mean to be anonymous?
 - ★ Others don't know who you are or where you live
 - ★ Positive & Negative



☀ Good

- ☀ Easier to share personal information
- ☀ Meet people who share an interest
- ☀ Cannot be judged by your appearance

☀ Bad

- ☀ Visual cues are missing (Expressions)
- ☀ People can pretend to be what they are not
- ☀ Revealing private identity information can prove threatening



- ★ Jasmine is a popular student who has many friends at school. Her friends know that Jasmine has diabetes. Still, they can't really understand what it feels like to have this medical condition.
- ★ Jasmine finds an online chat room for kids with diabetes. Someone with the screen name "Nicole" has joined the chat group too. Nicole and Jasmine really get along. They share their feelings about having diabetes.



- ★ Jasmine and Nicole exchange addresses in order to send birthday cards. One day, Nicole asks Jasmine to meet.
- ★ Was it a good idea to exchange addresses?
- ★ Should Jasmine go meet Nicole?



★ Exchanging Information

- ★ Cyberpal is still a stranger

★ Benefits of Meeting

- ★ New Face to Face Friend

★ Drawbacks of Meeting

- ★ May not like one another
- ★ Nicole may not be who she claims to be



★ Should Jasmine & Nicole Meet?????

- ★ The safe answer is NO.
- ★ Ask Permission First
- ★ Have a caregiver come with you in a public place (Mall)



Savvy Talk

- ★ A Stranger calls on the phone
 - ★ He says he has a package for you and needs the correct address.
 - ★ What do you do?




- ☀️ Kaylee, 12 years old, is in a chat room talking about her favorite hip-hop artists. Someone with the screen name “HipHopMike” really seems to know his music. As it often happens, the chat wanders from music to other topics.
- ☀️ Kaylee and HipHopMike begin to talk.



- ✦ HipHopMike says, “What do you look like?”
- ✦ “I’m cute,” replies Kaylee.
- ✦ “Well, what color is your hair?” HipHopMike responds.
- ✦ Kaylee answers, “Light brown. I wear it in a pony tail with longish bangs.”
- ✦ A few minutes later, HipHopMike asks, “Do you want to have a private chat?”



- ☀ Kaylee begins to feel really uncomfortable.
- ☀ Should she be nervous? Why or why not?



- ☀ HipHopMike says, “Whose math class are you in?”
- ☀ How should Kaylee answer?



- ★ Soon HipHopMike says, “I’ve got to go. My old college roommate just arrived.”
- ★ Kaylee gets a sick feeling in her stomach. She feels guilty and scared.
- ★ What led Kaylee to assume HipHopMike was a boy her age?



Savvy Talk

- ★ Listen to Your Safety Alarm
- ★ Online chatting and messaging can be lots of fun. It's a great way to keep in touch with your friends and family.
- ★ However, when you chat with strangers, you have to stay alert. People may NOT be who YOU think they are. So, make sure you hear your **safety alarm** when it rings in your head.



- ★ Kaylee's safety alarm went off several times while chatting with HipHopMike. Kaylee should know that going into a private chat room is unsafe.
- ★ She should also remember that people in cyberspace may not be who she thinks they are.
- ★ Last, Kaylee should also know that the names of her teachers and school can be used to find her. That's why they should be kept private. To stay safe, Kaylee might have answered, "I'm in Ms. B's class."



Online Talk—Dos and Don'ts

- ✓ Do stick to monitored chat rooms for kids.
- ✓ Don't use screen names that tell your name, age, or whether you're a boy or girl.
- ✓ Don't go into private, unmonitored chat rooms.
- ✓ Since instant messaging is like private chat, do use it only with family and friends.
- ✓ Don't relax so much that you accidentally give out private identity information.
- ✓ Don't flirt with strangers.
- ✓ Don't answer questions that make you uncomfortable. Remember to listen for that alarm bell!
- ✓ Do respond to the question "Are you alone?" with "no"—even if you are alone.
- ✓ Do tell your parent or guardian if someone bothers you. Let them know if the person might have your private identity information.
- ✓ Never plan to meet face-to-face with someone you met in a chat room without taking your parent with you.



Online Talk—Dos and Don'ts

- ✓ Do stick to monitored chat rooms for kids.
- ✓ Don't use screen names that tell your name, age, or whether you're a boy or girl.
- ✓ Don't go into private, unmonitored chat rooms.
- ✓ Since instant messaging is like private chat, do use it only with family and friends.
- ✓ Don't relax so much that you accidentally give out private identity information.
- ✓ Don't flirt with strangers.
- ✓ Don't answer questions that make you uncomfortable. Remember to listen for that alarm bell!
- ✓ Do respond to the question "Are you alone?" with "no"—even if you are alone.
- ✓ Do tell your parent or guardian if someone bothers you. Let them know if the person might have your private identity information.
- ✓ Never plan to meet face-to-face with someone you met in a chat room without taking your parent with you.



Power and Responsibility

☀️ **The Power to Be Heard**


- One hundred years ago, letters took months to travel across the ocean.
- Today, anyone using the Internet can instantly reach others around the world.
- The Internet can be used to share knowledge that makes people's lives better.
- Unfortunately, its power can also be used to spread lies and hate.





Rights and Responsibilities

- ★ If you use the Internet, you're a citizen of a global community—a cyber citizen.
- ★ You're also a citizen of your country and a member of your school community.
- ★ Each form of citizenship has responsibilities.
- ★ Each has rules about how to behave in cyberspace.



Questions ??????????

✦ Brought to you by:

✦ The West Windsor Police Department

✦ Chief Joseph M. Pica, Jr



Thank You!

